



SOVEREIGN SERIES

FANE Sovereign Series

The all-new Sovereign Series comprises fifteen cone drivers designed for a broad spectrum of sound reinforcement situations. Midrange, full range, bass-mid and dedicated bass applications are comprehensively covered.

Featuring heavy duty **FANE** pressed steel chassis providing rugged durability and consistent performance in even the most demanding of environments, glass fibre voice coils capable of delivering outstanding power handling capabilities and carefully selected cone materials for smooth tonal characteristics and extended bass response, the **FANE** Sovereign represents an exciting and versatile answer to the demands of a varied and demanding range of audio applications.

If you are looking to replace current cone drivers or upgrade existing cabinets, this stellar value-engineering series is a perfect economic alternative.

FANE

SOVEREIGN 18-500



SOVEREIGN SERIES



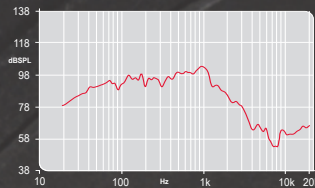
APPLICATION NOTES:

Optimised for Ported bass enclosures for PA applications and sealed bass guitar cabinets.

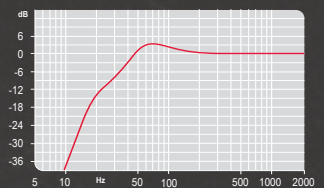
ELECTRO ACOUSTIC SPECIFICATIONS

Nominal Chassis Diameter	18.00" / 457 mm
Impedance	8 Ω
EIA 426A Power	500 w
Program Power	1000
Peak Power 6dB Crest Factor	2000
Frequency Range -3dB	42 Hz - 1.5 KHz
Sensitivity 1w - 1m	96 dB
Magnet Weight	120 oz
Magnetic Gap Depth	0.39" / 10 mm
Flux Density (Tesla)	1
Coil Diameter	3.0" / 76.2 mm
Winding Length	0.82" / 21 mm
Coil Material	Copper
Former Material	Fiberglass

FREQUENCY RESPONSE DATA: ¹



COMPUTER PREDICTED BASS RESPONSE: ²



THIELE SMALL PARAMETERS

FS Hz	33 Hz
RE Ohms	5.3 Ω
Qms	9.2
Qes	0.6
Qts	0.536
Vas Litres	346
Vd Litres	0.733
CMS mm/N	0.18
BL T/m	15.43
Mms grms	130
Xmax mm	6.3
Sd cm ²	1178.41
Efficiency %	1.84

MOUNTING / SHIPPING INFORMATION

Overall Diameter	18" / 457.2 mm
Baffle Hole (Front Mount)	16.69" / 424 mm
Flange Height	0.47" / 12 mm
Mounting Hole Quantity and Diameter	8 x 8.5 mm
Mounting Hole P.C.D.	17.44" / 443 mm
Overall Height	8.03" / 204 mm
Nett Weight	8.1 kg
Packing Carton Dimensions	240 x 490 x 490 mm
Shipping Weight	9.8 kg

¹ Frequency response measured at 1W (2.83V) on IEC open baffle with a microphone distance of 1 metre.

² Normalised bass response in 175 Litre vented enclosure tuned to 40 Hz

SOVEREIGN 15-600LF



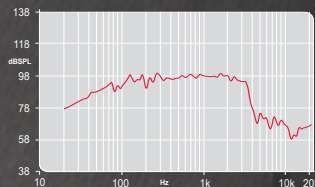
APPLICATION NOTES:

High-power woofer with outstanding SPL output, for use in pro-sound applications. Ideally suited for medium to large vented boxes. Optimised for Ported bass enclosures

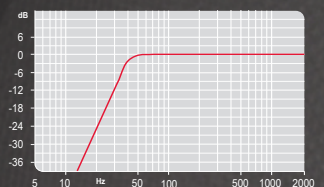
ELECTRO ACOUSTIC SPECIFICATIONS

Nominal Chassis Diameter	15.00" / 381 mm
Impedance	8 Ω
EIA 426A Power	600 w
Program Power	1200
Peak Power 6dB Crest Factor	2400
Frequency Range -3dB	38 Hz - 3.5 KHz
Sensitivity 1w - 1m	98 dB
Magnet Weight	95 oz
Magnetic Gap Depth	0.39" / 10 mm
Flux Density (Tesla)	0.98
Coil Diameter	3.0" / 6.25 mm
Winding Length	0.70" / 18 mm
Coil Material	Copper
Former Material	Fiberglass

FREQUENCY RESPONSE DATA: ¹



COMPUTER PREDICTED BASS RESPONSE: ²



THIELE SMALL PARAMETERS

FS Hz	37 Hz
RE Ohms	6.2 Ω
Qms	8.4
Qes	0.4
Qts	0.38
Vas Litres	205
Vd Litres	0.394
CMS mm/N	0.197
BL T/m	18.38
Mms grms	93.7
Xmax mm	5.5
Sd cm ²	856.33
Efficiency %	2.5


MOUNTING / SHIPPING INFORMATION

Overall Diameter	15.19" / 386 mm
Baffle Hole (Front Mount)	13.85" / 352 mm
Flange Height	0.35" / 9 mm
Mounting Hole Quantity and Diameter	8 x 6.35 mm
Mounting Hole P.C.D.	14.56" / 369.82 mm
Overall Height	6.65" / 169 mm
Nett Weight	8.15 kg
Packing Carton Dimensions	220 x 420 x 420 mm
Shipping Weight	9.4 kg

¹ Frequency response measured at 1W (2.83V) on IEC open baffle with a microphone distance of 1 metre.

² Normalised bass response in 175 Litre vented enclosure tuned to 40 Hz

SOVEREIGN 15-500



FANE

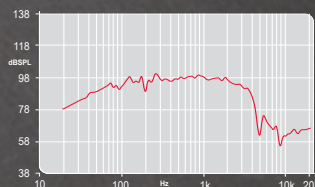
APPLICATION NOTES:

High-power woofer with outstanding SPL output, for use in 2 way pro-sound applications. Ideally suited for medium to large vented boxes. Also works well in a sealed box as a mid/bass or as a floor wedge. Great for bass guitar in vented cabinets.

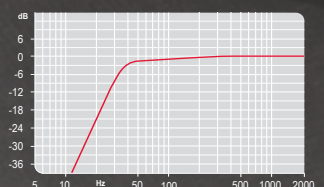
ELECTRO ACOUSTIC SPECIFICATIONS

Nominal Chassis Diameter	15.00" / 381 mm
Impedance	8 Ω
EIA 426A Power	500 w
Program Power	1000
Peak Power 6dB Crest Factor	2000
Frequency Range -3dB	40 Hz - 4 KHz
Sensitivity 1w - 1m	99 dB
Magnet Weight	80 oz
Magnetic Gap Depth	0.39" / 10 mm
Flux Density (Tesla)	1.09
Coil Diameter	3.0" / 76.2 mm
Winding Length	0.70" / 18 mm
Coil Material	Copper
Former Material	Fiberglass

FREQUENCY RESPONSE DATA: ¹



COMPUTER PREDICTED BASS RESPONSE: ²



THIELE SMALL PARAMETERS

FS Hz	35 Hz
RE Ohms	5.2 Ω
Qms	7.7
Qes	0.35
Qts	0.34
Vas Litres	220
Vd Litres	0.492
CMS mm/N	0.21
BL T/m	17.3
Mms grms	97.6
Xmax mm	5.75
Sd cm ²	856.33
Efficiency %	2.6

MOUNTING / SHIPPING INFORMATION

Overall Diameter	15.19" / 386 mm
Baffle Hole (Front Mount)	13.85" / 352 mm
Flange Height	0.35" / 9 mm
Mounting Hole Quantity and Diameter	8 x 6.35 mm
Mounting Hole P.C.D.	14.56" / 369.82 mm
Overall Height	6.41" / 163 mm
Nett Weight	7.35 kg
Packing Carton Dimensions	220 x 420 x 420 mm
Shipping Weight	8.6 kg

¹ Frequency response measured at 1W (2.83V) on IEC open baffle with a microphone distance of 1 metre.

² Normalised bass response in 175 Litre vented enclosure tuned to 35 Hz

SOVEREIGN 15-400



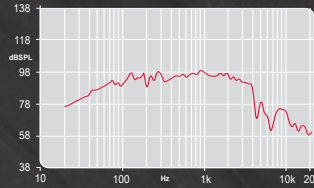
APPLICATION NOTES:

High-power 15" driver designed for 2 way pro-sound applications. Ideally suited for small sealed floor wedges or medium-sized vented boxes. Also suitable for monitors or bass guitar.

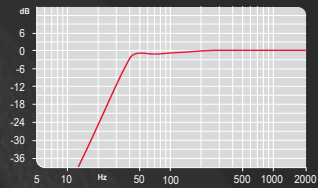
ELECTRO ACOUSTIC SPECIFICATIONS

Nominal Chassis Diameter	15.00" / 381 mm
Impedance	8 Ω
EIA 426A Power	400 w
Program Power	800
Peak Power 6dB Crest Factor	1600
Frequency Range -3dB	45 Hz - 4 KHz
Sensitivity 1w - 1m	99 dB
Magnet Weight	56 oz
Magnetic Gap Depth	0.39" / 10 mm
Flux Density (Tesla)	1.1
Coil Diameter	2.5" / 63.5 mm
Winding Length	0.62" / 16 mm
Coil Material	Copper
Former Material	Fiberglass

FREQUENCY RESPONSE DATA: ¹



COMPUTER PREDICTED BASS RESPONSE: ²



THIELE SMALL PARAMETERS

FS Hz	37 Hz
RE Ohms	5.2 Ω
Qms	6.5
Qes	0.32
Qts	0.305
Vas Litres	210
Vd Litres	0.295
CMS mm/N	0.202
BL T/m	18.6
Mms grms	91.5
Xmax mm	3.45
Sd cm ²	855.33
Efficiency %	3.2


MOUNTING / SHIPPING INFORMATION

Overall Diameter	15.19" / 386 mm
Baffle Hole (Front Mount)	13.85" / 352 mm
Flange Height	0.35" / 9 mm
Mounting Hole Quantity and Diameter	8 x 6.35 mm
Mounting Hole P.C.D.	14.56" / 369.82 mm
Overall Height	6.37" / 162 mm
Nett Weight	5.25 kg
Packing Carton Dimensions	220 x 420 x 420 mm
Shipping Weight	6.45 kg

¹ Frequency response measured at 1W (2.83V) on IEC open baffle with a microphone distance of 1 metre.

² Normalised bass response in 175 Litre vented enclosure tuned to 40 Hz

SOVEREIGN 15-400LF



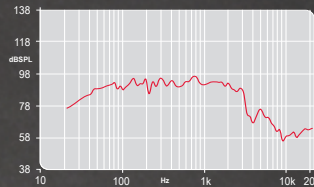
APPLICATION NOTES:

High-power woofer with outstanding SPL output, for use in pro-sound applications. Ideally suited for medium to large vented boxes. Also works well in a sealed box as a mid/bass or as a floor wedge.

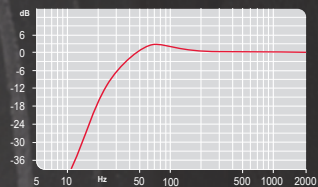
ELECTRO ACOUSTIC SPECIFICATIONS

Nominal Chassis Diameter	15.00" / 381 mm
Impedance	8 Ω
EIA 426A Power	400 w
Program Power	800
Peak Power 6dB Crest Factor	1600
Frequency Range -3dB	39Hz - 3 KHz
Sensitivity 1w - 1m	96 dB
Magnet Weight	56 oz
Magnetic Gap Depth	0.39" / 10 mm
Flux Density (Tesla)	0.93
Coil Diameter	2.5" / 63.5 mm
Winding Length	0.74" / 19 mm
Coil Material	Copper
Former Material	Fiberglass

FREQUENCY RESPONSE DATA: ¹



COMPUTER PREDICTED BASS RESPONSE: ²



THIELE SMALL PARAMETERS

FS Hz	39 Hz
RE Ohms	6.2 Ω
Qms	8.3
Qes	0.62
Qts	0.57
Vas Litres	210
Vd Litres	0.393
CMS mm/N	0.2
BL T/m	13.9
Mms grms	82
Xmax mm	4.6
Sd cm ²	856.33
Efficiency %	2

MOUNTING / SHIPPING INFORMATION

Overall Diameter	15.19" / 386 mm
Baffle Hole (Front Mount)	13.85" / 352 mm
Flange Height	0.35" / 9 mm
Mounting Hole Quantity and Diameter	8 x 6.35 mm
Mounting Hole P.C.D.	14.56" / 369.82 mm
Overall Height	6.61" / 168 mm
Nett Weight	5.45 kg
Packing Carton Dimensions	220 x 420 x 420 mm
Shipping Weight	6.6 kg

¹ Frequency response measured at 1W (2.83V) on IEC open baffle with a microphone distance of 1 metre.

² Normalised bass response in 175 Litre vented enclosure tuned to 35 Hz

SOVEREIGN 15-250



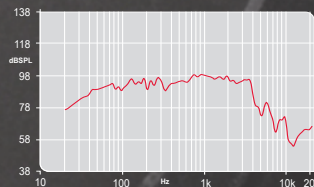
APPLICATION NOTES:

Bass driver optimised for use in two way ported enclosures

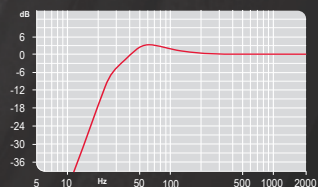
ELECTRO ACOUSTIC SPECIFICATIONS

Nominal Chassis Diameter	15.00" / 381 mm
Impedance	8 Ω
EIA 426A Power	250 w
Program Power	500
Peak Power 6dB Crest Factor	1000
Frequency Range -3dB	40Hz - 3 KHz
Sensitivity 1w - 1m	97 dB
Magnet Weight	34 oz
Magnetic Gap Depth	0.31" / 8 mm
Flux Density (Tesla)	1
Coil Diameter	2.0" / 50.8 mm
Winding Length	0.59" / 15 mm
Coil Material	Copper
Former Material	Fiberglass

FREQUENCY RESPONSE DATA: ¹



COMPUTER PREDICTED BASS RESPONSE: ²



THIELE SMALL PARAMETERS

FS Hz	43 Hz
RE Ohms	6.2 Ω
Qms	7.18
Qes	0.81
Qts	0.73
Vas Litres	144
Vd Litres	0.247
CMS mm/N	0.14
BL T/m	13.5
Mms grms	90
Xmax mm	3.5
Sd cm ²	856
Efficiency %	1.5

MOUNTING / SHIPPING INFORMATION

Overall Diameter	15.19" / 386 mm
Baffle Hole (Front Mount)	13.85" / 352 mm
Flange Height	0.35" / 9 mm
Mounting Hole Quantity and Diameter	8 x 6.35 mm
Mounting Hole P.C.D.	14.56" / 369.82 mm
Overall Height	6.77" / 172 mm
Nett Weight	3.35 kg
Packing Carton Dimensions	220 x 420 x 420 mm
Shipping Weight	4.6 kg

¹ Frequency response measured at 1W (2.83V) on IEC open baffle with a microphone distance of 1 metre.

² Normalised bass response in 175 Litre vented enclosure tuned to 35 Hz

SOVEREIGN 12-500LF



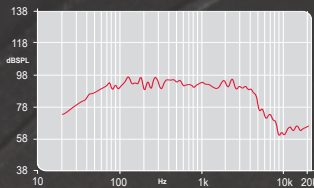
APPLICATION NOTES:

High-power 12" bass driver ideally suited for use in two way ported enclosures.

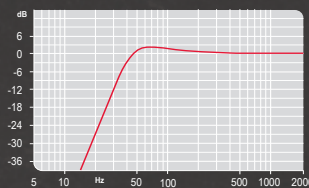
ELECTRO ACOUSTIC SPECIFICATIONS

Nominal Chassis Diameter	12.00" / 305 mm
Impedance	8 Ω
EIA 426A Power	500 w
Program Power	1000
Peak Power 6dB Crest Factor	2000
Frequency Range -3dB	38 Hz - 5 KHz
Sensitivity 1w - 1m	96 dB
Magnet Weight	56 oz
Magnetic Gap Depth	0.39" / 10 mm
Flux Density (Tesla)	0.92
Coil Diameter	2.5" / 63.5 mm
Winding Length	0.74" / 19 mm
Coil Material	Copper
Former Material	Fiberglass

FREQUENCY RESPONSE DATA: ¹



COMPUTER PREDICTED BASS RESPONSE: ²



THIELE SMALL PARAMETERS

FS Hz	50 Hz
RE Ohms	6 Ω
Qms	7.5
Qes	0.53
Qts	0.51
Vas Litres	66
Vd Litres	0.298
CMS mm/N	0.14
BL T/m	16.37
Mms grms	75.36
Xmax mm	5.17
Sd cm ²	576
Efficiency %	1.5

MOUNTING / SHIPPING INFORMATION

Overall Diameter	12.20" / 310 mm
Baffle Hole (Front Mount)	11.25" / 286 mm
Flange Height	0.27" / 7 mm
Mounting Hole Quantity and Diameter	8 x 7.0 mm
Mounting Hole P.C.D.	11.75" / 298 mm
Overall Height	5.62" / 143 mm
Nett Weight	5.15 kg
Packing Carton Dimensions	165 x 330 x 330 mm
Shipping Weight	5.95 kg

¹ Frequency response measured at 1W (2.83V) on IEC open baffle with a microphone distance of 1 metre.

² Normalised bass response in 75 Litre vented enclosure tuned to 45 Hz

SOVEREIGN 12-300



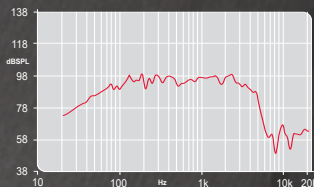
APPLICATION NOTES:

Medium-power 12" driver for use as bass-mid woofer in medium sized vented enclosures or as a mid in small sealed boxes.

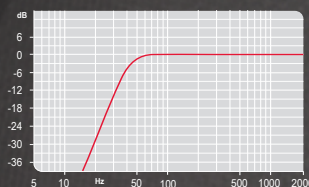
ELECTRO ACOUSTIC SPECIFICATIONS

Nominal Chassis Diameter	12.00" / 305 mm
Impedance	8 Ω
EIA 426A Power	300 w
Program Power	600
Peak Power 6dB Crest Factor	1200
Frequency Range -3dB	45 Hz - 4.5 KHz
Sensitivity 1w - 1m	97 dB
Magnet Weight	56 oz
Magnetic Gap Depth	0.39" / 10 mm
Flux Density (Tesla)	1.1
Coil Diameter	2.5" / 63.5 mm
Winding Length	0.70" / 18 mm
Coil Material	Copper
Former Material	Fiberglass

FREQUENCY RESPONSE DATA: ¹



COMPUTER PREDICTED BASS RESPONSE: ²



THIELE SMALL PARAMETERS

FS Hz	50 Hz
RE Ohms	5.75 Ω
Qms	7.75
Qes	0.411
Qts	0.39
Vas Litres	62
Vd Litres	0.133
CMS mm/N	0.154
BL T/m	16.8
Mms grms	65.79
Xmax mm	4.5
Sd cm ²	532
Efficiency %	1.8

MOUNTING / SHIPPING INFORMATION

Overall Diameter	12.20" / 310 mm
Baffle Hole (Front Mount)	11.25" / 286 mm
Flange Height	0.27" / 7 mm
Mounting Hole Quantity and Diameter	8 x 7.0 mm
Mounting Hole P.C.D.	11.75" / 298 mm
Overall Height	5.43" / 138 mm
Nett Weight	5 kg
Packing Carton Dimensions	165 x 330 x 330 mm
Shipping Weight	5.85 kg

¹ Frequency response measured at 1W (2.83V) on IEC open baffle with a microphone distance of 1 metre.

² Normalised bass response in 75 Litre vented enclosure tuned to 45 Hz

SOVEREIGN 12-200LT



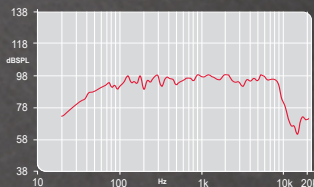
APPLICATION NOTES:

Medium - power 12" twin-cone model ideally suited for full range output in compact P.A. systems.

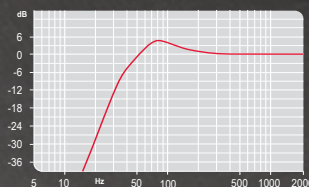
ELECTRO ACOUSTIC SPECIFICATIONS

Nominal Chassis Diameter	12.00" / 305 mm
Impedance	8 Ω
EIA 426A Power	200 w
Program Power	400
Peak Power 6dB Crest Factor	800
Frequency Range -3dB	45 Hz - 10 KHz
Sensitivity 1w - 1m	96 dB
Magnet Weight	38 oz
Magnetic Gap Depth	0.31" / 8 mm
Flux Density (Tesla)	1.08
Coil Diameter	2.0" / 50.8 mm
Winding Length	0.43" / 11 mm
Coil Material	Copper
Former Material	Fiberglass

FREQUENCY RESPONSE DATA: ¹



COMPUTER PREDICTED BASS RESPONSE: ²



THIELE SMALL PARAMETERS

FS Hz	50 Hz
RE Ohms	7.2 Ω
Qms	7.2
Qes	0.72
Qts	0.64
Vas Litres	78.06
Vd Litres	0.165
CMS mm/N	0.195
BL T/m	12.7
Mms grms	52
Xmax mm	3
Sd cm ²	530
Efficiency %	1.35

MOUNTING / SHIPPING INFORMATION

Overall Diameter	12.20" / 310 mm
Baffle Hole (Front Mount)	11.25" / 286 mm
Flange Height	0.27" / 7 mm
Mounting Hole Quantity and Diameter	8 x 7.0 mm
Mounting Hole P.C.D.	11.75" / 298 mm
Overall Height	5.23" / 133 mm
Nett Weight	3.5 kg
Packing Carton Dimensions	165 x 330 x 330 mm
Shipping Weight	4.3 kg

¹ Frequency response measured at 1W (2.83V) on IEC open baffle with a microphone distance of 1 metre.

² Normalised bass response in 75 Litre vented enclosure tuned to 50 Hz

SOVEREIGN 12-200



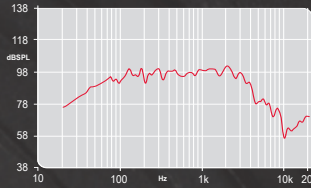
APPLICATION NOTES:

Medium - power 12" driver ideal for use in pro-sound applications. Ideal for sealed boxes as a mid/bass driver and in medium sized vented boxes as a woofer.

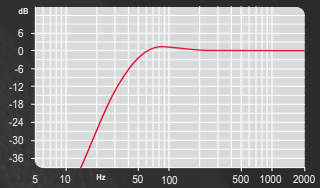
ELECTRO ACOUSTIC SPECIFICATIONS

Nominal Chassis Diameter	12.00" / 305 mm
Impedance	8 Ω
EIA 426A Power	200 w
Program Power	400
Peak Power 6dB Crest Factor	800
Frequency Range -3dB	45 Hz - 4 KHz
Sensitivity 1w - 1m	98 dB
Magnet Weight	38 oz
Magnetic Gap Depth	0.31" / 8 mm
Flux Density (Tesla)	0.97
Coil Diameter	2.0" / 50.8 mm
Winding Length	0.59" / 15 mm
Coil Material	Copper
Former Material	Fiberglass

FREQUENCY RESPONSE DATA: ¹



COMPUTER PREDICTED BASS RESPONSE: ²



THIELE SMALL PARAMETERS

FS Hz	45 Hz
RE Ohms	5.1 Ω
Qms	7.1
Qes	0.472
Qts	0.44
Vas Litres	104.8
Vd Litres	0.184
CMS mm/N	0.25
BL T/m	12.1
Mms grms	48.11
Xmax mm	3.5
Sd cm ²	532
Efficiency %	1.95

MOUNTING / SHIPPING INFORMATION

Overall Diameter	12.20" / 310 mm
Baffle Hole (Front Mount)	11.25" / 286 mm
Flange Height	0.27" / 7 mm
Mounting Hole Quantity and Diameter	8 x 7.0 mm
Mounting Hole P.C.D.	11.75" / 298 mm
Overall Height	5.23" / 133 mm
Nett Weight	3.45 kg
Packing Carton Dimensions	165 x 330 x 330 mm
Shipping Weight	4.25 kg

¹ Frequency response measured at 1W (2.83V) on IEC open baffle with a microphone distance of 1 metre.

² Normalised bass response in 75 Litre vented enclosure tuned to 45 Hz

SOVEREIGN 10-275



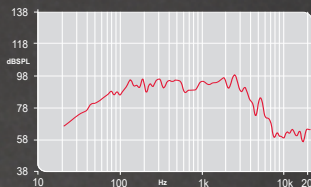
APPLICATION NOTES:

High-power 10" driver for pro-sound mid/bass applications. Works well for midrange in a small sealed box or as a mid/bass driver in small vented boxes.

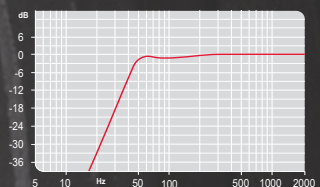
ELECTRO ACOUSTIC SPECIFICATIONS

Nominal Chassis Diameter	10.00" / 254 mm
Impedance	8 Ω
EIA 426A Power	275 w
Program Power	550
Peak Power 6dB Crest Factor	1100
Frequency Range -3dB	45 Hz - 4 KHz
Sensitivity 1w - 1m	95 dB
Magnet Weight	56 oz
Magnetic Gap Depth	0.38" / 10 mm
Flux Density (Tesla)	1.02
Coil Diameter	2.5" / 63.5 mm
Winding Length	0.70" / 18 mm
Coil Material	Copper
Former Material	Fiberglass

FREQUENCY RESPONSE DATA: ¹



COMPUTER PREDICTED BASS RESPONSE: ²



THIELE SMALL PARAMETERS

FS Hz	55 Hz
RE Ohms	5.7 Ω
Qms	8.1
Qes	0.372
Qts	0.35
Vas Litres	26.06
Vd Litres	0.137
CMS mm/N	0.137
BL T/m	17.5
Mms grms	58
Xmax mm	3.75
Sd cm ²	366
Efficiency %	1.12

MOUNTING / SHIPPING INFORMATION

Overall Diameter	10.15" / 258 mm
Baffle Hole (Front Mount)	9.21" / 234 mm
Flange Height	0.27" / 7 mm
Mounting Hole Quantity and Diameter	4 x 6.5 mm
Mounting Hole P.C.D.	9.72" / 246.88 mm
Overall Height	4.44" / 113 mm
Nett Weight	4.85 kg
Packing Carton Dimensions	150 x 280 x 280 mm
Shipping Weight	5.45 kg

¹ Frequency response measured at 1W (2.83V) on IEC open baffle with a microphone distance of 1 metre.

² Normalised bass response in 40 Litre vented enclosure tuned to 50 Hz

SOVEREIGN 10-125



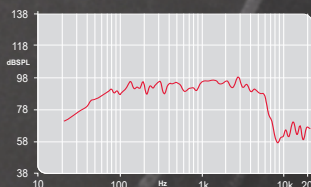
APPLICATION NOTES:

Medium Power 10" driver Suitable as a mid/bass driver in sealed boxes and in medium-sized vented boxes as a woofer. Ideal for bass guitar in vented designs.

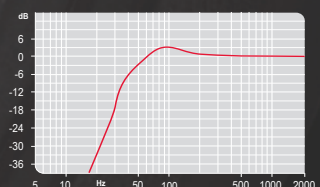
ELECTRO ACOUSTIC SPECIFICATIONS

Nominal Chassis Diameter	10.00" / 254 mm
Impedance	8 Ω
EIA 426A Power	125 w
Program Power	250
Peak Power 6dB Crest Factor	500
Frequency Range -3dB	50 Hz - 5 KHz
Sensitivity 1w - 1m	96 dB
Magnet Weight	20 oz
Magnetic Gap Depth	0.23" / 6 mm
Flux Density (Tesla)	1.05
Coil Diameter	1.5" / 38.1 mm
Winding Length	0.51" / 13 mm
Coil Material	Copper
Former Material	Fiberglass

FREQUENCY RESPONSE DATA: ¹



COMPUTER PREDICTED BASS RESPONSE: ²



THIELE SMALL PARAMETERS

FS Hz	55 Hz
RE Ohms	6.6 Ω
Qms	6.29
Qes	0.71
Qts	0.65
Vas Litres	50.56
Vd Litres	0.127
CMS mm/N	0.27
BL T/m	9.9
Mms grms	31
Xmax mm	3.5
Sd cm ²	363
Efficiency %	1.14

MOUNTING / SHIPPING INFORMATION

Overall Diameter	10.15" / 258 mm
Baffle Hole (Front Mount)	9.21" / 234 mm
Flange Height	0.27" / 7 mm
Mounting Hole Quantity and Diameter	4 x 6.5 mm
Mounting Hole P.C.D.	9.72" / 246.88 mm
Overall Height	4.05" / 103 mm
Nett Weight	1.95 kg
Packing Carton Dimensions	150 x 280 x 280 mm
Shipping Weight	2.5 kg

¹ Frequency response measured at 1W (2.83V) on IEC open baffle with a microphone distance of 1 metre.

² Normalised bass response in 50 Litre vented enclosure tuned to 50 Hz

SOVEREIGN 8-225



SOVEREIGN SERIES

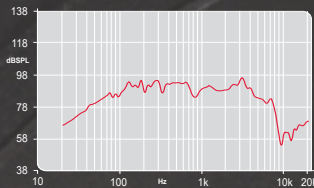
APPLICATION NOTES:

High-power 8" driver ideal for use in pro-sound applications. Works well as a mid in small sealed boxes and as a mid/bass driver in vented boxes.

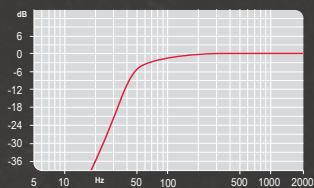
ELECTRO ACOUSTIC SPECIFICATIONS

Nominal Chassis Diameter	8.00" / 203 mm
Impedance	8 Ω
EIA 426A Power	225 w
Program Power	450
Peak Power 6dB Crest Factor	900
Frequency Range -3dB	55 Hz - 5 KHz
Sensitivity 1w - 1m	95 dB
Magnet Weight	34 oz
Magnetic Gap Depth	0.31" / 8 mm
Flux Density (Tesla)	0.98
Coil Diameter	2.0" / 50.8 mm
Winding Length	0.59" / 15 mm
Coil Material	Copper
Former Material	Fiberglass

FREQUENCY RESPONSE DATA: ¹



COMPUTER PREDICTED BASS RESPONSE: ²



THIELE SMALL PARAMETERS

FS Hz	60 Hz
RE Ohms	6 Ω
Qms	4.3
Qes	0.42
Qts	0.38
Vas Litres	22
Vd Litres	0.085
CMS mm/N	0.34
BL T/m	10.3
Mms grms	20.69
Xmax mm	4
Sd cm ²	213.8
Efficiency %	1.09

MOUNTING / SHIPPING INFORMATION

Overall Diameter	8.18" / 208 mm
Baffle Hole (Front Mount)	7.24" / 184 mm
Flange Height	0.27" / 7 mm
Mounting Hole Quantity and Diameter	8 x 5.5 mm
Mounting Hole P.C.D.	7.79" / 197.87 mm
Overall Height	3.74" / 95 mm
Nett Weight	2.75 kg
Packing Carton Dimensions	130 x 240 x 240 mm
Shipping Weight	3.15 kg

¹ Frequency response measured at 1W (2.83V) on IEC open baffle with a microphone distance of 1 metre.

² Normalised bass response in 25 Litre vented enclosure tuned to 50 Hz

SOVEREIGN 8-125



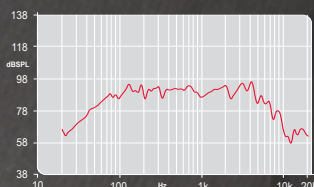
APPLICATION NOTES:

Medium-power 8" driver ideal for use in pro-sound applications. Works well as a mid in small sealed boxes and as a mid/bass driver in vented boxes.

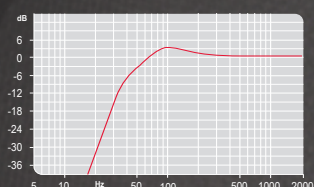
ELECTRO ACOUSTIC SPECIFICATIONS

Nominal Chassis Diameter	8.00" / 203 mm
Impedance	8 Ω
EIA 426A Power	125 w
Program Power	250
Peak Power 6dB Crest Factor	500
Frequency Range -3dB	50 Hz - 7 KHz
Sensitivity 1w - 1m	93 dB
Magnet Weight	20 oz
Magnetic Gap Depth	0.23" / 6 mm
Flux Density (Tesla)	1.1
Coil Diameter	1.5" / 38.1 mm
Winding Length	0.51" / 13 mm
Coil Material	Copper
Former Material	Fiberglass

FREQUENCY RESPONSE DATA: ¹



COMPUTER PREDICTED BASS RESPONSE: ²



THIELE SMALL PARAMETERS

FS Hz	65 Hz
RE Ohms	6.7 Ω
Qms	6.6
Qes	0.75
Qts	0.68
Vas Litres	19.5
Vd Litres	0.075
CMS mm/N	0.3
BL T/m	8.32
Mms grms	19
Xmax mm	3.45
Sd cm ²	213.8
Efficiency %	0.7

MOUNTING / SHIPPING INFORMATION

Overall Diameter	8.18" / 208 mm
Baffle Hole (Front Mount)	7.24" / 184 mm
Flange Height	0.27" / 7 mm
Mounting Hole Quantity and Diameter	8 x 5.5 mm
Mounting Hole P.C.D.	7.79" / 197.87 mm
Overall Height	3.70" / 94 mm
Nett Weight	1.75 kg
Packing Carton Dimensions	130 x 240 x 240 mm
Shipping Weight	2.15 kg

¹ Frequency response measured at 1W (2.83V) on IEC open baffle with a microphone distance of 1 metre.

² Normalised bass response in 20 Litre vented enclosure tuned to 50 Hz

SOVEREIGN 6-100



FANE

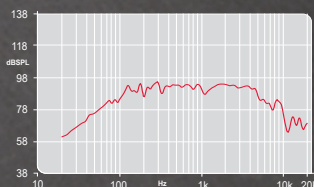
APPLICATION NOTES:

Medium-power 6" driver ideal for use in pro-sound applications. Works well for midrange in a small sealed box or as a mid/bass driver in vented boxes.

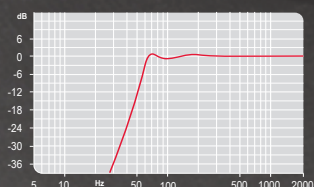
ELECTRO ACOUSTIC SPECIFICATIONS

Nominal Chassis Diameter	6.50" / 165 mm
Impedance	8 Ω
EIA 426A Power	100 w
Program Power	200
Peak Power 6dB Crest Factor	400
Frequency Range -3dB	60 Hz - 10 KHz
Sensitivity 1w - 1m	93 dB
Magnet Weight	20 oz
Magnetic Gap Depth	0.23" / 6 mm
Flux Density (Tesla)	1.1
Coil Diameter	1.5" / 38.1 mm
Winding Length	0.39" / 10 mm
Coil Material	Copper
Former Material	Fiberglass

FREQUENCY RESPONSE DATA: ¹



COMPUTER PREDICTED BASS RESPONSE: ²



THIELE SMALL PARAMETERS

FS Hz	115 Hz
RE Ohms	6.9 Ω
Qms	12.8
Qes	0.67
Qts	0.64
Vas Litres	2.2
Vd Litres	0.032
CMS mm/N	0.08
BL T/m	13.35
Mms grms	23.94
Xmax mm	2.3
Sd cm ²	139.2
Efficiency %	0.5

MOUNTING / SHIPPING INFORMATION

Overall Diameter	6.50" / 165 mm
Baffle Hole (Front Mount)	5.78" / 147 mm
Flange Height	0.27" / 7 mm
Mounting Hole Quantity and Diameter	4 x 5.9 mm
Mounting Hole P.C.D.	6.14" / 155.96 mm
Overall Height	2.20" / 56 mm
Nett Weight	1.65 kg
Packing Carton Dimensions	105 x 205 x 205 mm
Shipping Weight	1.95 kg

¹ Frequency response measured at 1W (2.83V) on IEC open baffle with a microphone distance of 1 metre.

² Normalised bass response in 15 Litre vented enclosure tuned to 70 Hz