

S.M.S.L



DL200

使用说明书



安全注意事项

- 请将本音响系统安装在通风良好、阴凉、干燥、干净的位置，远离直射阳光热源、振动、灰尘、潮湿或寒冷。
- 只能使用本机指定的电压。使用高于指定数值的电压很危险，而且可能导致火灾，损坏本机或造成人身伤害。对于使用高于指定电压造成的任何损害，我司将不负任何责任。
- 不要试图自行改造或修理本机。如果需要任何服务，请与销售或者我司客服人员联系。不管有任何理由，都没有打开机壳的必要。
- 如果打算长时间不使用本机（比如度假时），请从墙壁交流电源插座上断开电源线的连接。

重要提示：

本说明书所提到的产品规格和资讯仅供参考。如有内容更新，恕不另行通知。

保修条款

一、服务期限

佛山双木三林科技有限公司承诺产品的良好品质，产品自售出之后7天内正常使用情况下出现故障，客户可以选择退货或者保修（不影响二次销售才可退货）。正常使用一年内出现故障可以免费保修。

二、购买日期以销售商开出的购机发票或收据日期为准，网购可以交易截图为准。

三、有以下情况都不能享受“三包”服务

1. 一切人为因素损坏，包括非正常工作环境下使用或不按照说明书使用。
2. 用户私自拆机、改装、维修。
3. 使用非指定或许可的配件造成损坏的。
4. 机身的QC或保修贴损毁。
5. 不能出示有效购机凭证。
6. 不属于本公司产品。

四、保修方式为送修

此条款只适于中国大陆，其它地区请参考当地销售代理商的规定和国家法规。

特点

- 支持MQA解码,支持MQA-CD;
- ESS新一代高端数模芯片ES9039Q2M;
- 高通最新蓝牙芯片支持LDAC 24bit/96kHz、APTX/HD、SBC、AAC;
- 4片高端双运放OPA1612和大量音频级元器件;
- 全新第三代XMOS XU-316, PCM支持到32bit/768kHz, DSD支持到DSD512;
- 音频专用时钟处理电路,大大降低时钟抖动;
- 输入端口(蓝牙除外)均支持MQA和DSD, 同轴和光纤支持DoP64;
- 内置专门设计的低噪声开关电源;
- 内置自研低噪声开关电源和多个模拟电路低噪声电源;
- 高品质镀金输入输出连接端子;
- 日本音响协会(JAS) Hi-Res认证;
- 配备全功能遥控器。

技术参数

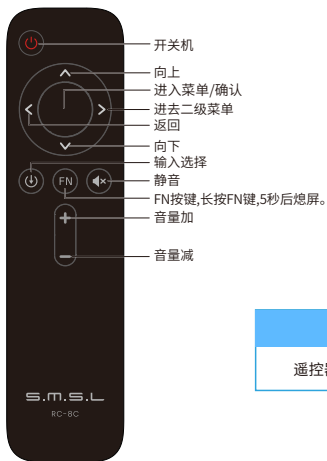
输入方式	USB/光纤/同轴/蓝牙	
输出方式	6.35mm耳机/4.4mm耳机/平衡线路/单端线路	
输出幅度	平衡线路	5.0Vrms
	单端线路	2.5Vrms
耳放输出功率	16Ω	3Wx2
	32Ω	1.5Wx2
耳放增益	低增益	0 dB
	高增益	11dB
THD+N	线路输出	0.00006%(-123dB)
	耳机输出	0.00009%(-120dB)
动态范围	平衡线路	130dB
	单端线路	127dB
	耳放输出	125dB
信噪比	平衡线路	130dB
	单端线路	127dB
	耳放输出	125dB
输出阻抗	线路输出	100Ω
	耳机输出	接近0Ω
USB传输方式	USB1.1与USB2.0(异步传输)	
USB兼容性	Windows 7/8/8.1/10/11(需要安装驱动)	
	安卓、Mac OSX10.6 or Later、Linux(不需要安装驱动)	
位深	USB	1bit, 16~32bit
	光纤/同轴	1bit, 16~24bit
采样率	USB	PCM 44.1~768kHz
		DSD 2.8224~22.5792MHz
	光纤/同轴	PCM 44.1~192kHz
		DSD DSD64(DoP)
蓝牙规格	5.1	
LDAC	24bit/96kHz (990kbps/660kbps/330kbps)	
aptX-HD	24bit/48 kHz_576kbps	
aptX	16bit/44.1 kHz_352kbps	
SBC	16bit/44.1 kHz_328kbps	
AAC	16bit/44.1 kHz_320kbps	
消耗功率	<30W	
待机功耗	<0.5W	
体积	221.9x31x206.7mm(WxHxD)	
重量	1390g/3lbs	

规格时有变更,恕不另行通知。

关于遥控器

- 如果遥控器距离本机很近时操作仍无效，请用新电池更换。
- 如果要长时间不使用遥控器，请取出遥控器的电池。
- 按照电池处置的地方性法规处置废旧电池。


遥控器的使用



注意

遥控器请使用2节7号(AAA)电池

部件介绍



- | | |
|----------------------|-------------------------------|
| 1 功能旋钮 | 9 AC电源输入接口(AC100-240V) |
| 2 红外接收窗 | 10 USB输入 |
| 3 待机指示灯 | 11 光纤输入 |
| 4 MQA指示灯 | 12 蓝牙天线 |
| 5 DSD指示灯 | 13 同轴输入 |
| 6 显示屏 | 14 单端线路输出 |
| 7 4.4mm平衡耳机插座 | 15 TRS平衡输出 |
| 8 6.35mm耳机插座 | |

操作说明

旋钮使用说明：

短按旋钮(0.5-1秒)进入菜单，再次短按旋钮进入下一级菜单，进入所需要调节的菜单，左右旋转进行选择，选择好了长按2秒退出到主界面。

- 举例：选择切换输入：短按旋钮，会看见当前的输入，左右旋转选择想要的输入。

功能介绍

■ INPUT (输入方式)

- USB (USB输入)
- BT (蓝牙输入)
- OPT (光纤输入)
- COA (同轴输入)

■ OUTPUT (输出方式)

- L o (线路输出)
- H o (耳机输出)

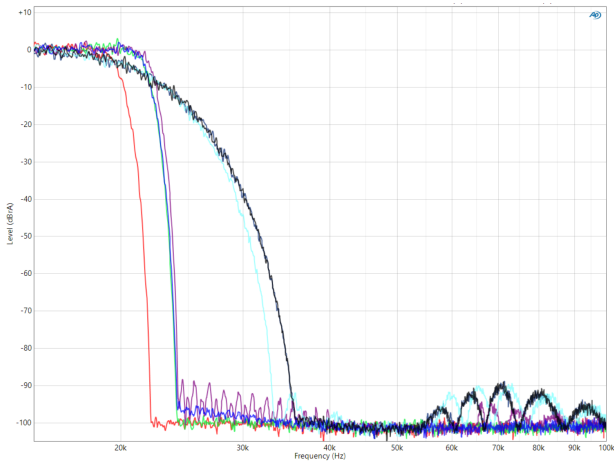
■ GAIN (增益设置)

- G H (高增益)
- G L (低增益)

功能介绍

■ PCM FILTER (PCM滤波器)

- F-1:Minimum phase(最低相位)
- F-2:Linear phase apodizing fast roll-off (线性相位变迹快速滚降)
- F-3:Linear phase fast roll-off (线性相位快速滚降)
- F-4:Linear phase fast roll-off low ripple (低纹波线性相位快速滚降)
- F-5:Linear phase slow roll-off (线性相位慢滚降)
- F-6:Minimum phase fast roll-off (最小相位快速滚降)
- F-7:Minimum phase slow roll-off low dispersion (最小相位慢滚降低扩散)



■ DPLL (数字锁相环)

- DPLL 1~9,数值越低,时钟抖动越小

这个DPLL设定是ESS系列产品特有的功能,它可以调整芯片内部DPLL数字锁相环电路的带宽,使芯片在抗时钟抖动和输入宽容度之间达到一个平衡。

它的作用:

- 在输入信号的时钟稳定度好的情况,可以减小这个值,这样系统的时钟性能更佳;
- 在输入信号的时钟稳定度不好的情况下,声音有可能会有中断的现象,增大这个值可以避免声音中断现象的发生!特别是使用电视作为信号源时。

■ USB(USB模式)

- U1.0模式, U1.1模式

1. 可以免驱动连接所有USB设备。
2. 可以支持多种游戏机的连接,例如XBOX, PS4, PS5等等。
3. USB1.1 仅支持最大24bit/96kHz。

- U2.0(USB2.0在连接WIN系统需要安装驱动,支持高规格的采样率)

■ BRIGHTNESS (显示屏亮度设置)

- bL1-8(亮度等级1~8,数值越小,亮度越低)

S.M.S.L



DL200

USER MANUAL



The contents of this manual may be changed with the edition, and are subject to change without notice.

Ver 1.0

Safety Notes

- Install this unit in a well ventilated, cool, dry, clean place-away from direct sunlight, heat sources, vibration, dust, moisture, or cold..
- Use the voltage specified on this unit Only. Using this unit with a higher voltage than specified is dangerous and may cause fire , damage to this unit, or personal injury. Our company will not be held responsible for any damage resulting from the use of this unit with a voltage other than that specified.
- Do not attempt to modify or fix this unit by yourself. Contact alesperson or customer service when any service is needed. The cabinet should never be opened for any reason.
- When not planning to use this unit for long periods of time (i.e. when going on vacation), disconnect the power cable from the AC wall outlet.

Important note:

The product specifications and information mentioned in this manual are for reference only. The content of this manual is subject to change without notice.

Warranty Terms

1.The Term of Service

Foshan Shuangmusanlin Technology Co., Ltd promises to offer good-quality products. If the product is broken in 7 days after purchasing when you use it normally, you can choose to send it back for return, replacement or repairing (only the product does not affect the second sales can be returned). Repairing for free in one year if you use it normally.

2.Date of purchase is in accordance with the date on invoice or receipt used by seller, and if you buy it on line, you can show the screenshot of trade.

3.If an inappropriate usage causes the unit damaged, the warranty will be void. As below.

- All damages by inappropriate use, including using it under non-normal working environment or without following the instructions.
- Dismantling, refitting, repairing by user in private.
- Causing damage by using some fittings instead of the designative or accredited ones.
- Cannot provide credible proof of purchase.

4.Sending it back to our company for repairing.

5.Contact your S.M.S.L Audio reseller for a return or replacement.

Features

- Support MQA decoding, support MQA-CD;
- ESS new generation high-end digital-to-analog chip ES9039Q2M;
- Qualcomm latest Bluetooth chip supports LDAC 24bit/96kHz, APTX/HD, SBC, AAC;
- 4x high-end dual op amp OPA1612 and a large number of audio grade components;
- New third generation XMOS XU-316 with PCM support up to 32bit/768kHz and DSD support up to DSD512;
- Audio clock processing circuit, greatly reducing the clock jitter;
- Input ports (except Bluetooth) support DSD transmission, coaxial and optical supports DoP64;
- Built-in specially designed low-noise switching power supply;
- Built-in self-developed low-noise SMPS and multiple low-noise power supplies for analog circuits;
- High-quality gold-plated input and output connection terminals;
- Japan Audio Association (JAS) Hi-Res certification;
- Equipped with full-function remote control.

Specifications

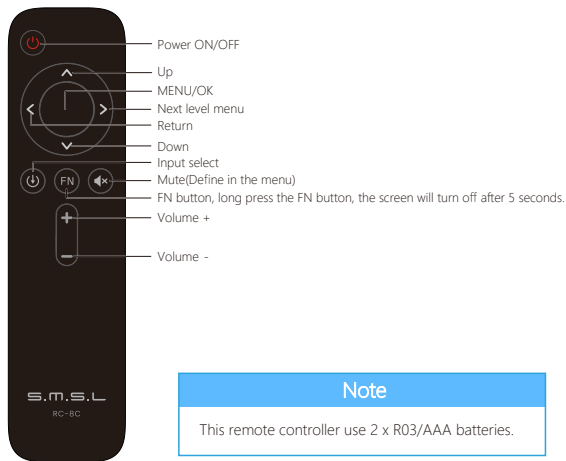
Input	USB / Optical / Coaxial / Bluetooth		
Output	6.35mm headphone / 4.4mm headphone / XLR/ RCA		
Output Level	XLR		5.0Vrms
.....	RCA		2.5Vrms
Headphone output power.....	16Ω		3Wx2
.....	32Ω		1.5Wx2
Headphone Gain	low gain		0dB
.....	high gain		11dB
THD+N	line out	0.00006%	(-123dB)
.....	HP out	0.00009%	(-120dB)
Dynamic range.....	XLR		130dB
.....	RCA		127dB
.....	HP out		125dB
SNR.....	XLR		130dB
.....	RCA		127dB
.....	HP out		125dB
Output impedance	Line out		100Ω
.....	HP out		Near 0Ω
USB transmission.....	USB1.1, USB2.0(Asynchronization)		
USB compatibility.....	Windows 7/8/8.1/10/11(Needs Driver)		
.....	Android, Mac OSX10.6 or Later, Linux(Driverless)		
Bit depth	USB	1bit, 16~32bit	
.....	Optical / Coaxial	1bit, 16~24bit	
Sampling rate	USB	PCM	44.1~768kHz
.....		DSD	2.8224~22.5792MHz
.....	Optical / Coaxial	PCM	44.1~192kHz
.....		DSD	DSD64(DoP)
Bluetooth specification.....	5.1		
LDAC	24bit/96kHz (990kbps/660kbps/330kbps)		
aptX-HD	24bit/48 kHz_576kbps		
aptX	16bit/44.1 kHz_352kbps		
SBC	16bit/44.1 kHz_328kbps		
AAC	16bit/44.1 kHz_320kbps		
Power Consumption.....	<30W		
Standby power	<0.5W		
Size	221.9x31x206.7mm(WxHxD)		
Weight	1390g / 3lbs		

Specifications are subject to change without notice.

Remote control

- Install 2 x AAA batteries as instructions.
- When using the remote control, point it toward the remote control signal receiver on the main unit from a distance of 5 m (16 ft) or less. Do not place obstructions between the main unit and the remote control.
- The remote control might not work if the remote control signal receiver on the unit is exposed to direct sunlight or bright light. If this occurs, try moving the unit. Beware that use of this remote control could cause the unintentional operation of other devices that can be controlled by infra.

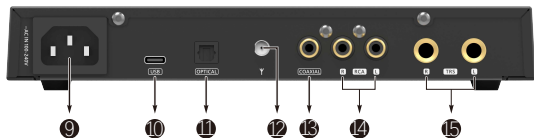
Operating the remote control



Note

This remote controller use 2 x R03/AAA batteries.

Display Interface and Instructions



- | | |
|--|-------------------------------------|
| 1 Knob | 9 AC power input(AC100-240V) |
| 2 Remote window | 10 USB Input |
| 3 Indicator light | 11 Optical input |
| 4 MQA Indicator light | 12 Bluetooth antenna |
| 5 DSD Indicator light | 13 Coaxial input |
| 6 Display | 14 RCA output |
| 7 4.4mm balanced headphone jack | 15 TRS balanced output |
| 8 6.35mm headphone jack | |

Instructions

Knob Instructions:

Short press the knob (0.5-1 second) to enter the menu, short press the knob again to enter the next level menu, enter the menu to be adjusted, rotate left and right to select, when the selection is complete, press and hold for 2 seconds to exit to the main interface.

- Example: Select switching input: short press the knob to see the current input, then rotate left and right to select the desired input.

Function introduction

■ INPUT

- USB (USB input)
- BT (Bluetooth input)
- OPT (Optical input)
- COA (Coaxial input)

■ OUTPUT

- L o (Line output)
- H o (Headphone output)

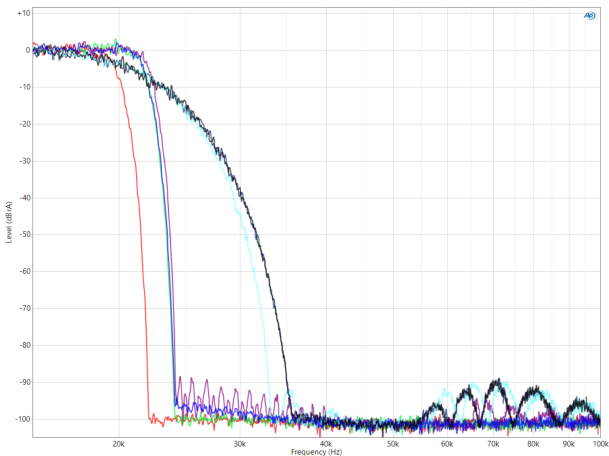
■ GAIN

- G H (Gain high)
- G L (Gain low)

Function introduction

PCM FILTER

- F-1:Minimum phase
- F-2:Linear phase apodizing fast roll-off
- F-3:Linear phase fast roll-off
- F-4:Linear phase fast roll-off low ripple
- F-5:Linear phase slow roll-off
- F-6:Minimum phase fast roll-off
- F-7:Minimum phase slow roll-off low dispersion



■ DPLL

- DPLL 1~9, the lower the value, the smaller the clock jitter.

This DPLL setting is a unique function of ESS series products. It can adjust the bandwidth of the DPLL digital phase-locked loop circuit inside the chip, so that the chip can achieve a balance between anti-clock jitter and input tolerance.

Effect:

- When the clock stability of the input signal is good, this value can be reduced, so that the clock performance of the system is better;
- When the clock stability of the input signal is not good, the sound may be interrupted. Increasing this value can avoid the occurrence of audio interruption! Especially when using TV as the signal source.

■ USB MODE

- U1.0 MODE, U1.1 MODE
 1. Can connect all USB devices without driver.
 2. Can support a variety of game console connection, such as XBOX, PS4, PS5, etc.
 3. USB1.1 only supports maximum 24bit/96kHz.
- U2.0
(USB2.0 in connection with WIN system needs to install the driver, support high specification sampling rate)

■ BRIGHTNESS

- bL1-8
(Brightness level 1~8. The smaller the value, the brightness will be lower)

